

# Quarterly Report on No-Frill Accounts

(October-December 2023)



**Bangladesh Bank**  
**Financial Inclusion Department**

## Table of contents

<b>List of Tables</b>	<b>iii</b>
<b>List of Figures</b>	<b>iv</b>
<b>Acronyms</b>	<b>v</b>
<b>Executive Summary</b>	<b>vi</b>
<b>Chapter 1: No-Frill Accounts</b>	<b>1</b>
<b>Chapter 2: Tk.10/50/100 Accounts</b>	<b>2</b>
2.1 Different Categories of Tk. 10/50/100 Accounts	2
2.2 Quarterly Trend of Tk. 10/50/100 Accounts	2
2.2.1 No-Frill Accounts (NFAs) for the Farmers	2
2.2.2 NFAs for the Extreme Poor	3
2.2.3 NFAs for the Beneficiaries of the SSN Programs	3
2.2.4 NFAs Accounts for RMG Workers	4
2.3 Performance of the Banks regarding Tk. 10/50/100 Accounts	4
2.4 Top 5 Banks' Performance on Tk. 10/50/100 Accounts	5
2.5 Refinance Scheme for No-Frill Account Holders	5
2.6 Remittance through No-Frill accounts	6
<b>Chapter 3: School Banking Activities</b>	<b>7</b>
3.1 School Banking Activities in Bangladesh	7
3.2 Region-wise Distribution of School Banking Activities	8
3.3 Gender-wise School Banking Activities	8
3.4 Banks' Performance on School Banking Accounts and Deposits	9
3.5 Top 5 Banks in School Banking Activities	10
3.6 Conversion of School Banking Accounts to General Savings A/Cs	10
<b>Chapter 4: Banking Services for Street Urchins and Working Children</b>	<b>11</b>
<b>Chapter 5: Recommendations</b>	<b>12</b>
<b>Appendices</b>	<b>13</b>
Appendix A: Tables	13
Appendix B: BB Circulars used as References in this Report	21
Appendix C: Initial Deposits for Opening No-Frill Accounts	21
Appendix D: Financial Literacy and Digital Financial Inclusion for TK. 10/50/100 Accounts	22

## **List of Tables**

Table 1: Cumulative Figures of Components of Tk.10/50/100 Accounts excluding SBAs & SUAs.....	13
Table 2: Growth of Tk. 10/50/100 Accounts.....	14
Table 3: Growth of Deposits in No-Frill Accounts.....	14
Table 4: Cumulative Amount of Deposits in No-Frill Accounts for the Farmers.....	14
Table 5: Cumulative Amount of Deposits in No-Frill Accounts for the Extreme Poor.....	15
Table 6: Cumulative Amount of Deposits in No-Frill Accounts for the Freedom Fighters.....	15
Table 7: Cumulative Amount of Deposits in No-Frill Accounts for the Beneficiaries of SSN Programs..	15
Table 8: Cumulative Amount of Deposits in No-Frill Accounts for RMG Workers .....	16
Table 9: Bank Category-wise No-Frill Accounts except SBAs & SUAs.....	16
Table 10: Top 5 Banks Based on Number of Accounts and Amount of Deposits.....	16
Table 11: Area-wise School Banking Accounts and Deposits.....	17
Table 12: Regional Distribution of School Banking Accounts and Amount of Deposits.....	17
Table 13: Gender-wise School Banking Accounts and Deposits.....	17
Table 14: Bank Category-wise School Banking Accounts and Deposits.....	18
Table 15: Banks' Performance on Opening School Banking Accounts in the Last few Quarters.....	18
Table 16: Top 5 Banks' Performance in Opening School Banking Accounts and Deposits Collection....	18
Table 17: Bank Category-wise School Banking Accounts Holders (aged 18 years + ) .....	19
Table 18: Bank Accounts opened in the name of Street Urchins and Working Children.....	20

## List of Figures

Figure 1: Major Categories of Tk. 10/50/100 Accounts .....	2
Figure 2: Quarterly Movement of Tk. 10/50/100 Accounts .....	2
Figure 3: Quarterly Trend of Tk. 10 Accounts for the Farmers .....	3
Figure 4: Quarterly Movement of Tk. 10 Accounts for the Extreme Poor .....	3
Figure 5: Quarterly Movement of Tk. 10 Accounts for Beneficiaries of the SSN Programs .....	4
Figure 6: Quarterly Trend of Tk. 10 Accounts for RMG Workers .....	4
Figure 7: Market Share of Tk. 10/50/100 Accounts Deposits .....	5
Figure 8: Top 5 Banks Based on Number of No-Frill Accounts .....	5
Figure 9: Top 5 Banks Based on Deposits in No-Frill Accounts.....	5
Figure 10: Division-wise School Banking Accounts .....	8
Figure 11: Division-wise School Banking Deposits .....	8
Figure 12: Gender-wise School Banking Accounts .....	9
Figure 13: Gender-wise School Banking Deposits .....	9
Figure 14: Banks' Performance on Opening School Banking Accounts .....	9
Figure 15: Banks' Performance on School Banking Deposits.....	9
Figure 16: Top Performing 5 Banks in Opening SBAs .....	10
Figure 17: School Banking Accounts (Aged 18 years+) .....	10
Figure 18: School Banking Accounts converted to General Savings Accounts .....	10

## Acronyms

<b>BB</b>	Bangladesh Bank
<b>BDT</b>	Bangladeshi Taka
<b>BKB</b>	Bangladesh Krishi Bank
<b>FCB</b>	Foreign Commercial Bank
<b>FID</b>	Financial Inclusion Department
<b>MFS</b>	Mobile Financial Service
<b>MFI</b>	Microfinance Institution
<b>MRA</b>	Microcredit Regulatory Authority
<b>NFA</b>	No-Frill Account
<b>NGO</b>	Non-Government Organization
<b>NID</b>	National Identity
<b>PCB</b>	Private Commercial Bank
<b>PFI</b>	Participating Financial Institution
<b>PPO</b>	Pension Payment Order
<b>RAKUB</b>	Rajshahi Krishi Unnayan Bank
<b>RMG</b>	Ready-made Garments
<b>SB</b>	Specialized Bank
<b>SBA</b>	School Banking Account
<b>SoCB</b>	State-Owned Commercial Bank
<b>SSN</b>	Social Safety Net
<b>SUA</b>	Street Urchins and Working Children Account

## Executive Summary

This report presents quarterly review of the No-Frill Accounts (NFAs) which includes the accounts opened with an initial deposit of Tk. 10/50/100 by the low income people, the students of schools under 18 years of age and the street urchins or working children. In December 2023 quarter, total number of NFAs has been recorded as 31,233,654 with total deposit of BDT 70,646.33 million.

The number of Tk. 10/50/100 accounts (excluding the School Banking, Street Urchins and Working Children Accounts) and the cumulative deposits in these accounts stand at 26,983,560 and BDT 45,657.40 million respectively in the December 2023 quarter. The number of accounts has declined by 0.35% in the reporting quarter compared to the previous quarter, but increased by 3.14% over the year. The number of Tk. 10 Accounts for the Farmers remains the largest component of the NFAs, contributing 38.40% of the total Tk. 10/50/100 accounts. On the other hand, the second largest component is the number of accounts for SSN Programs which constitutes 36.56% of the total NFAs in the reporting quarter.

As on 31 December 2023, individuals with Tk. 10/50/100 accounts have received a cumulative amount of BDT 7,110.25 million as credit from both the BDT 2 billion and BDT 5 billion refinance schemes for the No-Frill Accounts owners. The increased amount of such credit is helping the marginalized people to maintain the soundness of their financial health.

No-Frill Accounts play significant role in the distribution of foreign inward remittances. In December 2023 quarter, these accounts received BDT 319.93 million as foreign remittances. The cumulative amount of foreign remittances received through these accounts by the end of the reporting quarter reaches BDT 6,746.75 million. The amount is 4.98% higher than the cumulative amount received by the end of September 2023 quarter.

In this quarter 167,349 new School Banking accounts have been opened. The number of School Banking Accounts has increased by 4.14% over the previous quarter. This increase is due to the resumption of school banking conferences across the country. Street Urchins and Working children accounts have also increased by 2.06% over the last quarter. 19 banks have opened 37,791 accounts of this type. Overall, the No Frill Accounts contribute significantly in bringing the financially excluded people under the umbrella of formal financial services.

## Chapter 1: No-Frill Accounts

BB has taken various initiatives to ensure financial services for the people of all segments of the society. As a part of these initiatives, the central bank has issued directives for the banks to open accounts for the marginalized people with an initial deposit of Tk.10/50/100.

These accounts require neither a minimum balance nor any service charge/fee. On the contrary, relatively higher interest rates than the existing savings rates are offered in these accounts to augment welfare of the low-income people. Generally, these accounts are referred as No-Frill Accounts (NFAs). The targeted people of these accounts include farmers, RMG workers, extreme poor, the beneficiaries of the Social Safety Net (SSN) programs etc. NFAs also include the School Banking Accounts (SBAs) where students under the age of 18 years can open bank accounts with an initial deposit of BDT 100 only.

Up to December 2023 quarter, the government has disbursed subsidy/salary to 6,952,173 NFAs held with various segments of marginalized people of the society. In addition, NFAs play a significant role in channelizing inward foreign remittances. At the end of December 2023 quarter, the cumulative amount of foreign

remittances received through these accounts reaches BDT 6,746.75 million. The amount is 4.98% higher than the cumulative amount received by the end of September 2023 quarter. In addition, the number of SBAs has increased by 4.14% over the previous quarter. SBAs have increased by 29.12% over the December 2022 quarter. The resumption of School Banking Conferences by banks across the country has contributed to this growth.

### ***Highlights of No-Frill Accounts (Up to December 2023):***

#### ***Tk. 10/50/100 Accounts (Except SBAs & SUAs)***

- *Total Number of Accounts: 26,983,560*
- *Total Amount of Deposits: BDT 45,657.40 million.*
- *Total Number of Accounts for the Farmers: 10,362,703 (38.40% of total Tk. 10/50/100 accounts)*
- *Second and Third largest categories of Tk. 10 Accounts are Accounts for the SSN Programs 9,866,287(36.56%) and the Extreme Poor 3,483,876 (12.91%).*
- *The Amount of Remittance sent through No Frill Accounts: BDT 6,746.75 million.*

#### **School Banking Accounts (SBAs)**

- Total Number of Accounts: 4,212,303
- Total Amount of Deposits: BDT 24,978.34 million

#### **Street Urchins and Working Children Accounts (SUAs)**

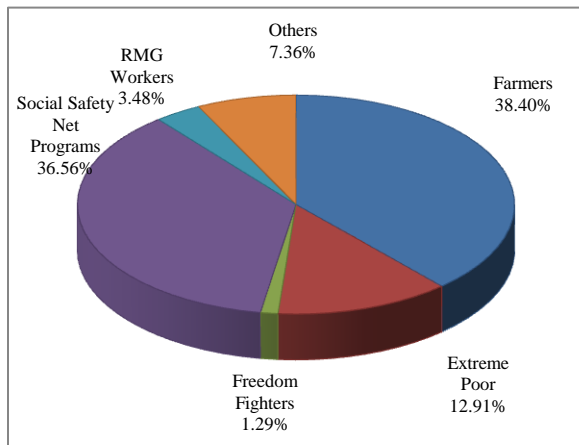
- Total Number of Accounts: 37,791
- Total Amount of Deposits: BDT 10.59 million.

## Chapter 2: Tk.10/50/100 Accounts

### 2.1 Different Categories of Tk.

#### 10/50/100 Accounts

As of December 2023, the total number of Tk. 10/50/100 accounts excluding SBAs and Street Urchin Accounts is 26,983,560. These accounts hold a total deposit of BDT 45,657.40 million. Among all the categories of Tk. 10/50/100 accounts, “Farmers” category has become the largest component in this quarter.



\*\*Others (Except Farmers, RMG, SSN, FF, Extreme Poor sector)

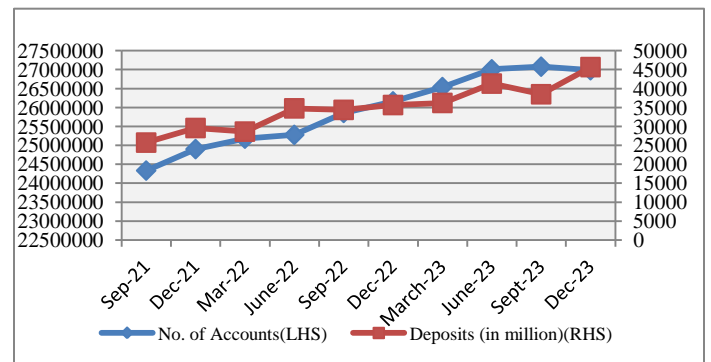
**Figure 1: Major Categories of Tk. 10/50/100 Accounts**

The major categories of Tk. 10/50/100 accounts comprise of the Accounts for the Farmers (38.40%), Beneficiaries of the SSN programs (36.56%) and Extreme Poor (12.91%). A small but significant component of Tk. 10/50/100 accounts is the No-Frill Accounts for Ready-made Garments (RMG) workers which constitute 3.48% of the total Tk. 10/50/100

accounts. A complete list of these components is shown in the Table 1 in the Appendix A.

### 2.2 Quarterly Trend of Tk. 10/50/100 Accounts

As of December 2023, the total number of Tk. 10/50/100 accounts reaches to 26,983,560 which indicate a 0.35% decline over the previous quarter, but 3.14% growth over the year.



**Figure 2: Quarterly Movement of Tk. 10/50/100 Accounts**

Total deposit in Tk.10/50/100 accounts stands at BDT 45,657.40 million in the reporting quarter, which is 18.61% higher than that of the previous quarter and 28.08% higher than the December 2022 quarter.

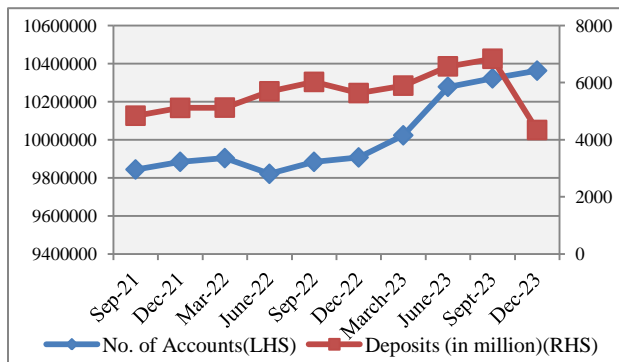
#### 2.2.1 No-Frill Accounts (NFAs) for the Farmers

BB introduced Tk. 10 Accounts for the Farmers in 2010<sup>1</sup> as one of the significant financial inclusion initiatives to bring rural communities

<sup>1</sup> BRPD Circular No.-01/2010



living on agriculture under the umbrella of formal financial services.



**Figure 3: Quarterly Trend of Tk. 10 Accounts for the Farmers**

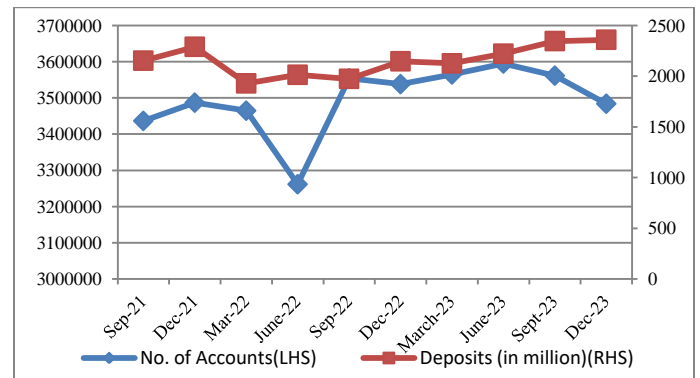
As of December 2023, the total number of Accounts for the Farmers reaches 10,362,703 which is 0.39% higher than that of the previous quarter. On the other hand, the total deposit in the Accounts for the Farmers stands at BDT 5,924.06 million, which is 13.32% lower than that of the previous quarter.

### 2.2.2 NFAs for the Extreme Poor

Poverty reduction is one of the major policy objectives of BB. The central bank has advised all banks to open accounts for the extreme poor so that they can receive various Government financial supports through the banking channel. Tk.10 account also provides the extreme poor with the opportunities to save their hard-earned money.

As of December 2023, the number of Accounts for the Extreme Poor reaches 3,483,876. This number is 2.18% lower than that of the previous

quarter and 1.53% lower than that of the December 2022 quarter.



**Figure 4: Quarterly Movement of Tk. 10 Accounts for the Extreme Poor**

Deposit in the Accounts for Extreme Poor has increased by 0.56% over the previous quarter and 9.90% over the December 2022 quarter.

Increasing trend in deposit in the NFAs for the extreme poor indicates a positive saving behavior of the extreme poor even in the inflationary pressure.

### 2.2.3 NFAs for the Beneficiaries of the SSN Programs

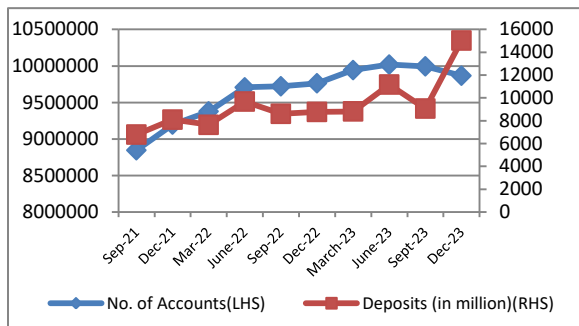
Government's SSN programs greatly contribute to support the marginal people of the society. Poor people can receive SSN allowances through Tk. 10 accounts. BB has advised all the banks to open SSN accounts for the beneficiaries of SSN programs only with the documentation requirement of National Identity Card (NID) and Pension Payment Order (PPO) book.<sup>2</sup> It is noteworthy that during the COVID-19 pandemic, Government used these accounts for

<sup>2</sup> BRPD Circular No-05 dated 19 June 2011

the beneficiaries of the SSN programs to distribute cash allowances among the financially affected low-income families.<sup>3</sup>

The number of Tk. 10 accounts for the beneficiaries of the SSN has decreased by 1.28% in the reporting quarter from the previous quarter, but increased by 1.06% over December 2022 quarter.

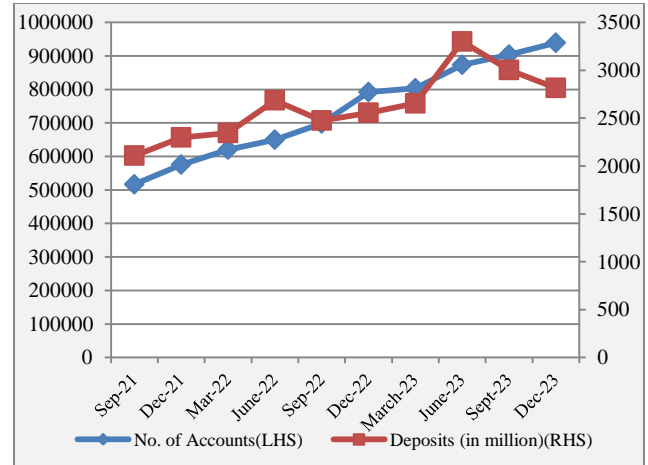
The amount of deposits in these accounts has increased by 65.73% compared to that of the previous quarter and increased by 71.27% than that of the December 2022 quarter.



**Figure 5: Quarterly Movement of Tk. 10 Accounts for Beneficiaries of the SSN Programs**

### 2.2.4 NFAs Accounts for RMG Workers

The number of Tk. 100 accounts for the RMG workers has increased by 3.92% in the reporting quarter over the previous quarter and 18.58% over the December 2022 quarter. This trend indicates that more RMG Workers are opening bank accounts which is helping to expand the financial inclusion network. Deposit in these bank accounts has decreased by 6.24% over the previous quarter, but increased by 10.16% over the December 2022 quarter.



**Figure 6: Quarterly Trend of Tk. 100 Accounts for RMG Workers**

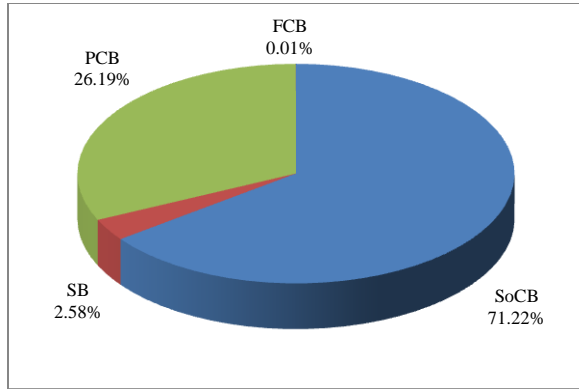
## 2.3 Performance of the Banks

### regarding Tk. 10/50/100 Accounts

State-owned Commercial Banks (SoCBs) dominate over the other types of banks in opening Tk.10/50/100 Accounts. As of December 2023, SoCBs opened 14,379,139 No-Frill Accounts which constitute 53.29% of the total accounts. Specialized Banks (SBs) hold 24.98% while the Private Commercial Banks hold (PCBs) 21.73% share of the total Tk. 10/50/100 accounts. Due to having limited number of branches, participation of Foreign Commercial Banks (FCBs) is insignificant in this area (0.00023%)

During the reporting quarter, the total deposits held in the scheduled banks as Tk. 10/50/100 accounts amounts to BDT 45,657.40 million. SoCBs hold BDT 32,514.94 million or 71.22% of the total deposits in these accounts.

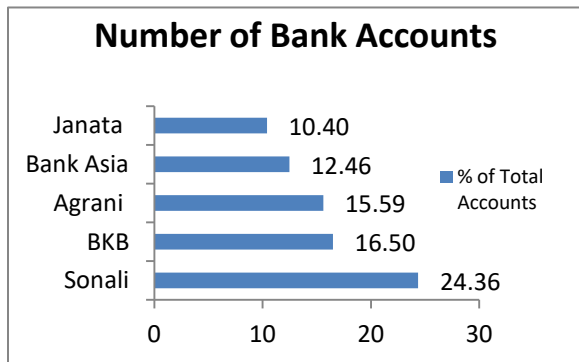
<sup>3</sup> FID Circular No-02 dated 06 July 2020



**Figure 7: Market Share of Tk. 10/50/100 Accounts Deposits**

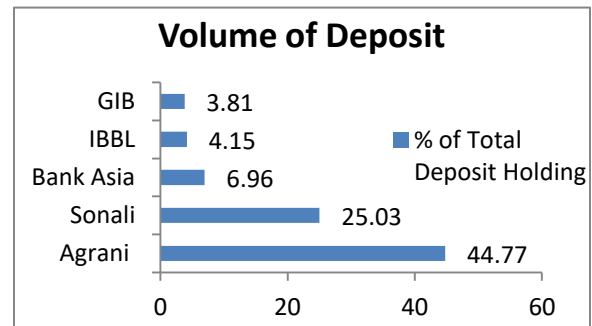
## 2.4 Top 5 Banks' Performance on Tk. 10/50/100 Accounts

As of December 2023, top 5 banks have opened 79.30% of the total Tk. 10/50/100 Accounts. Sonali Bank PLC has opened 24.36% of the total accounts. Another SoCB in the list of top 5 banks, Agrani Bank PLC has opened 15.59% and Bank Asia Limited, a PCB, has opened 12.46% of the total accounts respectively. Bangladesh Krishi Bank (BKB), the specialized bank with 16.50% of the total accounts, is another major contributor in promoting financial inclusion through opening No-Frill Accounts.



**Figure 8: Top 5 Banks Based on Number of No-Frill Accounts**

Top 5 banks hold 84.73% of the total amount of deposits. In terms of total deposits, Bank Asia Limited, Islami Bank Bangladesh PLC and Global Islami Bank PLC have emerged in the list as top contributing PCBs along with Sonali Bank PLC and Agrani Bank PLC.



**Figure 9: Top 5 Banks Based on Deposits in No-Frill Accounts**

## 2.5 Refinance Scheme for No-Frill Account Holders

This revolving scheme facilitates banks to lend to the marginalized people with Tk. 10/50/100 accounts without collateral. In September 2021, BB took several measures<sup>4</sup> to facilitate rapid recovery of rural economy from the COVID-19 pandemic as well as to make this scheme more attractive both for the banks and the targeted borrowers. As a part of those measures, the fund size of the refinance scheme has been increased from BDT 2.00 billion to BDT 5.00 billion. Individual loan size in the revised scheme has been increased from BDT 50,000 to BDT 500,000. The most significant revision of the scheme lies in the interest rate which is now 7% at the borrower level (from bank to end users)

<sup>4</sup> FID Circular-01/2021, BB Website

and 1% at the bank level (from BB to PFIs), replacing the earlier rates of 9% at the borrower level and 4% at bank level. Besides, Shariah based banks are now permitted to participate in the scheme.

Up to December 2023, a total of 1,25,967 borrowers have received BDT 7,110.25 million from both the BDT 2.00 billion and BDT 5.00 billion revolving refinance schemes.

## **2.6 Remittance through No-Frill accounts**

Up to December 2023, the cumulative amount of foreign remittances received through these accounts reaches BDT 6,746.75 million. The amount is 4.98% higher than the cumulative amount received by the end of September 2023 quarter.

## Chapter 3: School Banking Activities

### 3.1 School Banking Activities in Bangladesh

School Banking is one of the most significant financial inclusion innovations by Bangladesh Bank. The program was initiated with an aim to develop saving behavior of the students at an early age. This program introduces banking services and modern banking technologies to the students below 18 years of age. Bangladesh Bank issued directives<sup>5</sup> for the banks to introduce School Banking in November 2010 and later framed a comprehensive policy<sup>6</sup> in October 2013. These policies have preceded the directive<sup>7</sup> to convert School Banking Accounts (SBAs) to general savings accounts once the students reach the age of 18 years (subject to the consent of the account holder).

In light of the existing School Banking policies, banks can open student accounts with a minimum deposit of BDT 100 with no service charges. Moreover, these accounts offer attractive interest rates, debit card facilities and financial education programs. 59 out of 61 banks operating in Bangladesh are so far offering school banking services. The number of SBAs has reached 4,212,303 in this quarter, 4.14% higher than that of previous quarter. Year-to-

year comparison has also marked significant growth in School Banking activities. The number of SBAs has grown by 29.12% in the December 2023 quarter compared to the December 2022 quarter. Scheduled banks have been resuming school banking conferences since November 2022 across the country. This has helped to augment school banking activities.

Deposit in the SBAs has increased to BDT 24,978.34 million during the reporting quarter with the increase of 8.94% from the previous quarter.

#### ***Highlights of the School Banking, June 2023:***

- *No. of Banks Operating School Banking Accounts: 59*
- *Total no. of School Banking Accounts: 4,212,303*
- *Total Amount of Deposits: BDT 24,978.34 million.*
- *44.80% of Total Accounts are in the Urban Area and 55.20% are in the Rural Area.*
- *Male Students are holding 51.06% and Female Students are holding 48.94% of total No. of Accounts.*
- *The PCBs have the largest share of 71.63% in opening SBAs*

<sup>5</sup>BRPD Circular Letter No.12/2010.

<sup>6</sup>GBCSRD Circular No.7/2013.

<sup>7</sup>FID Circular Letter No.02/2018.

### 3.2 Region-wise Distribution of School Banking Activities

As of December 2023, banks have opened 4,212,303 SBAs so far. 55.20% of the total SBAs are in the rural areas. The number of SBAs are in the rural areas. The number of SBAs has increased by 4.25% in the urban areas and increased by 4.05% in the rural areas in the reporting quarter indicating a higher growth in the urban areas than that of the rural areas.

Division wise, Dhaka has the largest share of 22.81% SBAs containing 37.90% of the total deposits. Chattogram follows Dhaka with 20.54% share of the total SBAs and 21.97% of the total deposits. Figure 10 and 11 illustrate the division wise distribution of SBAs and deposits held in those accounts.

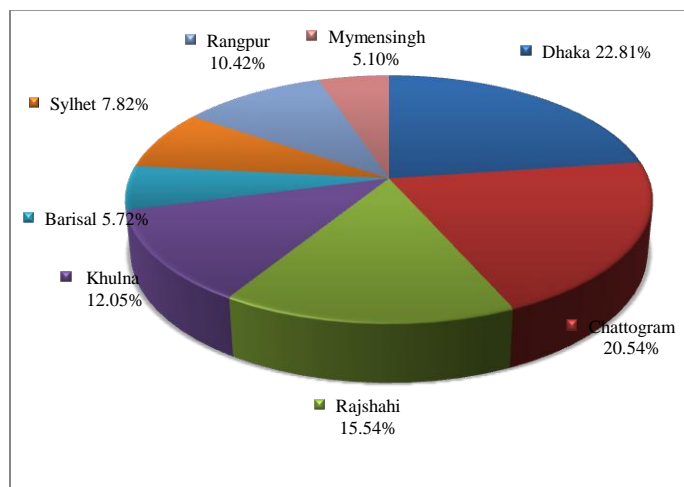


Figure 10: Division-wise School Banking Accounts

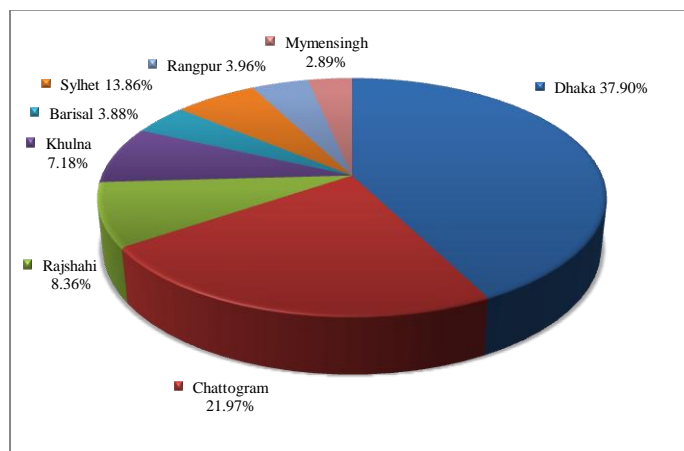


Figure 11: Division-wise School Banking Deposits

#### **Dhaka Division**

Total no. of Accounts: 960,749

Total amount of Deposits: BDT 9,466.04 million.

#### **Chattogram Division**

Total no. of Accounts: 865,276

Total amount of Deposits: BDT 5,487.13 million.

#### **Rajshahi Division**

Total no. of Accounts: 654,566

Total amount of Deposits: BDT 2,089.08 million.

### 3.3 Gender-wise School Banking Activities

Gender distribution of SBAs is slightly inclined to the male students with 51.06% of the total SBAs. Female students hold 48.94% share of the total accounts. The number of male-owned and female-owned accounts have increased by 3.95% and 4.33% respectively in the reporting quarter compared to those of the previous quarter. The amount of deposit in male-owned

accounts has increased by 10.09% and also the amount of deposit in female-owned accounts increased by 7.58% in the reporting quarter compared to the previous quarter.

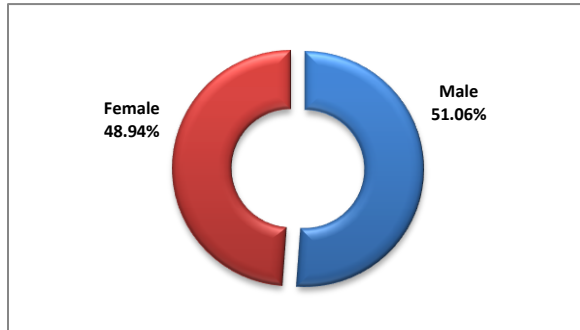


Figure 12: Gender-wise School Banking Accounts

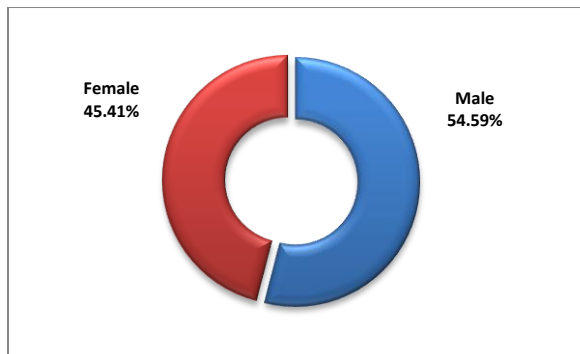


Figure 13: Gender-wise School Banking Deposits

### 3.4 Banks' Performance on School Banking Accounts and Deposits

The PCBs have the largest share in the accumulation of SBAs and deposits. They have opened 71.63% of the total School Banking accounts and held 71.90% of the overall School Banking deposit amounting to BDT 17,959.62 million during the reporting quarter. The number of accounts with the PCBs has increased by 3.58% and the amount of deposits has increased by 0.11% compared to the previous quarter.

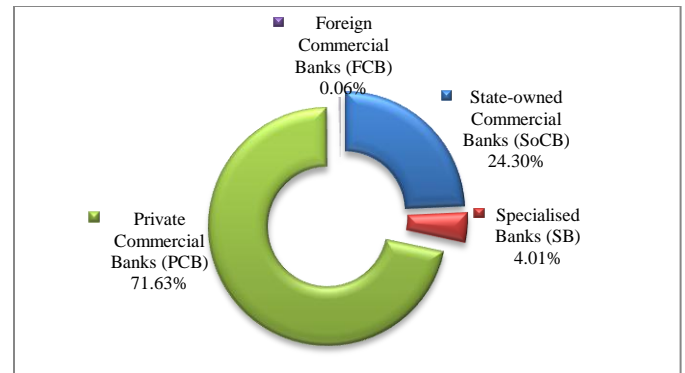


Figure 14: Banks' Performance on Opening School Banking Accounts

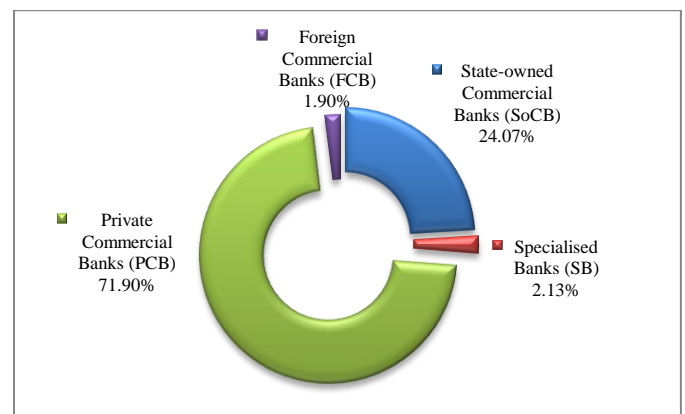


Figure 15: Banks' Performance on School Banking Deposits

The SoCBs rank next to the PCBs with 24.30% of the total accounts and 24.07% of the total deposits. The number of accounts by the SoCBs has increased by 6.22% and the collection of deposits has increased by 65.44% in the reporting quarter. SBs have opened 4.01% of the total School Banking accounts and held deposit of BDT 532.89 million. 7 out of 9 FCBs operating in Bangladesh have offered School Banking facilities. The number of accounts opened by the FCBs is 0.06%. Figure 14 and 15 illustrate banks' category-wise performance in terms of SBAs and deposits held with those accounts respectively.

### 3.5 Top 5 Banks in School Banking Activities

Top 5 banks have opened 58.66% of total number of SBAs. Among the top 5 banks, Dutch-Bangla Bank PLC has ranked the top in School Banking activities with opening of 964,406 accounts covering 22.89% of the total accounts as well as accumulating BDT 5,373.30 million deposits with a share of 21.51% of total deposits in SBAs. Islami Bank Bangladesh PLC holds the second highest position with 15.39% of the total SBAs. Among the SoCBs, Agrani Bank PLC and Sonali Bank PLC retain their position in the top 5 performers of School Banking Activities.

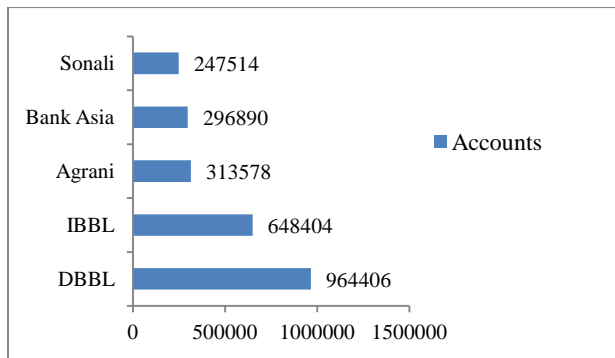


Figure 16: Top Performing 5 Banks in Opening SBAs

### 3.6 Conversion of School Banking Accounts to General Savings A/Cs

SBAs can be converted to general savings accounts when students turn to 18 years of age. A significant portion of SBAs has been converted to

general savings accounts after the students reached 18 years. In the reporting quarter, the number of accounts belongs to 18years+ students was 1,254,185 and 1,035,190 of them (approximately 82.54%) have been converted to general savings accounts.

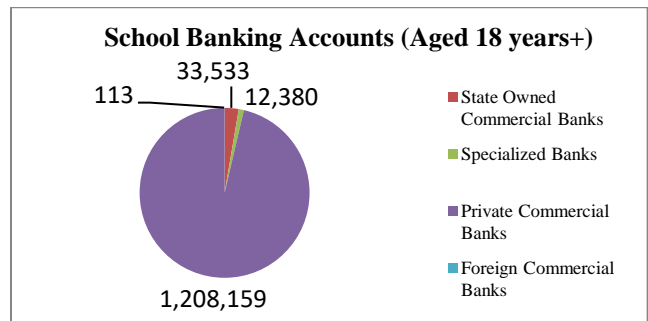


Figure 17: School Banking Accounts (Aged 18 years+)

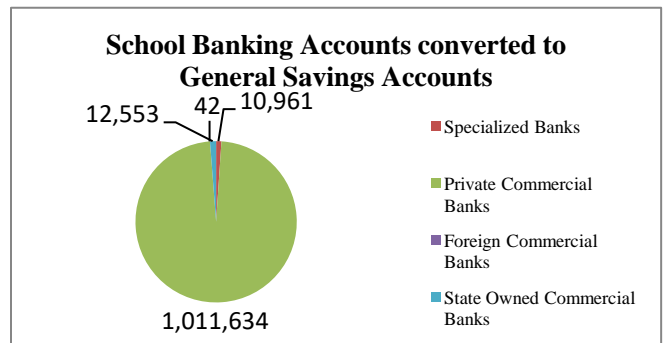


Figure 18: School Banking Accounts converted to General Savings Accounts



## Chapter 4: Banking Services for Street Urchins and Working Children

BB has advised banks<sup>8</sup> to provide financial services to street urchins and working children to secure their hard earned money and help them to develop a saving habit. Children who do not have parents or legal guardians can open accounts with the designated banks with the help of a registered Non-Government Organizations (NGOs). The NGOs involved in this process are fully responsible for the account operation and for the welfare of the account holders. No fees are charged for these accounts. Table 18 in the appendix A shows an overview of the banking services for SUAs during the reporting quarter.

As of December 2023, 19 banks have opened 37,791 street urchin accounts through 53 NGOs. The total amount of deposits in these accounts reaches BDT 10.59 million at the end of the reporting quarter. In the reporting quarter number of accounts for street urchins has increased by 2.06% over the previous quarter.

Agrani Bank PLC has ranked the top among the banks in opening Street Urchins and Working Children accounts. It has opened 32,998 accounts up to December 2023. Agrani Bank PLC has also become the top bank in collecting deposits in these accounts with a total deposit of BDT 5.90 million at the end of this quarter.

---

<sup>8</sup>BRPD Circular No.05/2014

## Chapter 5: Recommendations

No-Frill Accounts have been considered as one of the most effective ways to expand financial inclusion to the underserved segment of population. Yet, the growth in No-Frill Accounts needs to be accelerated in order to achieve the goal of National Financial Inclusion Strategies-Bangladesh (NFIS-B) where it is targeted to confirm bank accounts for all adults by 2026. To achieve the target, some recommendations are as follows:

- 5.1. Banks should continue the ongoing financial literacy campaign as well as school banking initiatives to enhance financial inclusion.
- 5.2. Banks should encourage their agents to open No-Frill Accounts for the underserved population.
- 5.3. Banks should give special attention to maintain the accounts of the street urchins properly to provide them solid financial base.

## Appendices

### Appendix A: Tables

**Table 1: Cumulative figures of Different Components of Tk. 10/50/100 A/Cs excluding SBAs & SUAs**

(As on 31 December,2023)

Components		Total Number of the Accounts and Deposits		Accounts used for Govt. subsidy/salary		BDT 2 billion and BDT 5 billion Refinance Scheme/Others		Foreign Remittance	
		Cumulative number of Accounts	Cumulative amount of Deposits (BDT in million)	Cumulative number of Accounts	Cumulative amount of Deposits (BDT in million)	Cumulative number of Accounts	Amount of lending under the scheme (BDT in million)	Cumulative number of Accounts	Amount of Remittance (BDT in million)
1	Farmers	10,362,703	5,924.06	2,888,425	578.71	81,463	3,510.81	134,884	5403.28
2	Extreme poor	3,483,876	2,359.54	934,356	982.52	12,319	2,789.02	3,010	121.59
3	Freedom fighters	348,037	8,631.62	152,084	3,604.44	63	20.00	4,735	406.13
4	Social Safety net allowance	9,866,287	15,026.14	2,507,311	7,145.79	4,410	11.91	2,340	183.79
5	Food & livelihood security	175,129	277.12	16,068	22.49	-	-	287	10.00
6	Poor rehabilitation under Ministry of Religious Affairs	4,244	70.90	349	-	-	-	261	10.00
7	City corporation workers	15,004	80.94	6	0.00	-	-	-	0.00
8	RMG workers	939,207	2,815.79	28,587	22.02	6	0.20	200	1.69
9	Leather Industry workers	2,114	21.17	55	0.00	-	-	-	0.00
10	National Service Program	68,082	303.80	29,622	122.22	-	-	354	23.90
11	Small Life Insurance Program	139,861	375.53	4,662	3.60	-	-	654	65.17
12	Physically challenged persons	634,203	1,229.49	234,108	614.70	18,525	0.20	281	0.21
13	Others	944,813	8,541.30	156,540	220.28	9,181	778.11	10,688	521.00
<b>Total</b>		<b>26,983,560</b>	<b>45,657.40</b>	<b>6,952,173</b>	<b>13,316.77</b>	<b>125,967</b>	<b>7,110.25</b>	<b>157,694</b>	<b>6,746.75</b>

(Source: Data collected from Scheduled Banks and Compiled by FID, BB)

**Table 2: Growth of Tk. 10/50/100 Accounts**

Components	Dec' 22	Sept' 23	Dec'23	% change Q-Q*	% change Y-Y**
<b>Farmers</b>	9,906,824	10,322,285	10,362,703	0.39%	4.60%
<b>Extreme poor</b>	3,537,995	3,561,354	3,483,876	-2.18%	-1.53%
<b>Freedom fighters</b>	322,914	347,202	348,037	0.24%	7.78%
<b>Social Safety Net</b>	9,762,870	9,994,603	9,866,287	-1.28%	1.06%
<b>RMG Workers</b>	792,048	903,753	939,207	3.92%	18.58%
<b>Others</b>	1,838,730	1,947,931	1,983,450	1.82%	7.87%
<b>Total</b>	26,161,381	27,077,128	26,983,560	-0.35%	3.14%

\*Quarter \*\*Year

**Table 3: Growth of Deposits in No-Frill Accounts**

Deposits	Dec' 22 (BDT in million)	Sept' 23 (BDT in million)	Dec' 23 (BDT in million)	% change Q-Q	% change Y-Y
<b>Farmers</b>	5,632.33	6,834.16	5,924.06	-13.32%	5.18%
<b>Extreme poor</b>	2,147.00	2,346.47	2,359.54	0.56%	9.90%
<b>Freedom fighters</b>	10,390.85	10,089.40	8,631.62	-14.45%	-16.93%
<b>Social Safety net allowance</b>	8,773.54	9,066.80	15,026.14	65.73%	71.27%
<b>RMG Workers</b>	2,556.11	3,003.05	2,815.79	-6.24%	10.16%
<b>Others</b>	6,148.91	7,152.93	10,900.25	52.39%	77.27%
<b>Total</b>	35,648.74	38,492.81	45,657.40	18.61%	28.08%

\*Quarter \*\*Year

**Table 4: Cumulative Amount of Deposits in No-Frill Accounts for the Farmers**

Quarter	Cumulative Number of Accounts for Farmers	Amount of Deposits (BDT in million)
<b>September 2021</b>	9,843,476	4,839.80
<b>December 2021</b>	9,883,878	5,113.70
<b>March 2022</b>	9,903,233	5,123.50
<b>June 2022</b>	9,820,699	5,693.30
<b>September 2022</b>	9,883,689	6,023.23
<b>December 2022</b>	9,906,824	5,632.33
<b>March 2023</b>	10,022,973	5,893.25
<b>June 2023</b>	10,277,837	6,568.90
<b>September 2023</b>	10,322,285	6,834.16
<b>December 2023</b>	10,362,703	5,924.06

**Table 5: Cumulative Amount of Deposits in No-Frill Accounts for the Extreme Poor**

Quarter	Cumulative Number of Extreme Poor Accounts	Amount of Deposits (BDT in million)
September 2021	3,436,401	2,153.30
December 2021	3,486,814	2,290.00
March 2022	3,464,579	1,929.00
June 2022	3,261,400	2,013.70
September 2022	3,554,128	1,973.88
December 2022	3,537,995	2,147.00
March 2023	3,564,735	2,126.47
June 2023	3,594,852	2,221.59
September 2023	3,561,354	2,346.47
December 2023	3,483,876	2,359.54

**Table 6: Cumulative Amount of Deposits in No-Frill Accounts for the Freedom Fighters**

Quarter	Cumulative Number of Accounts for Freedom Fighters	Amount of Deposits (BDT in million)
September 2021	278,249	6,349.10
December 2021	286,975	7,853.10
March 2022	289,469	7,214.70
June 2022	322,198	9,634.70
September 2022	322,676	9,565.26
December 2022	322,914	10,390.85
March 2023	328,080	9,674.22
June 2023	333,121	10,310.32
September 2023	347,202	10,089.40
December 2023	348,037	8,631.62

**Table 7: Cumulative Amount of Deposits in No-Frill Accounts for the Beneficiaries of SSN Programs**

Quarter	Cumulative Number of SSN Accounts	Amount of Deposits (BDT in million)
September 2021	8,845,815	6,790.00
December 2021	9,197,404	8,098.00
March 2022	9,377,837	7,642.80
June 2022	9,706,621	9,681.80
September 2022	9,721,529	8,606.97
December 2022	9,762,870	8,773.54
March 2023	9,943,288	8,818.68
June 2023	10,018,808	11,172.46
September 2023	9,994,603	9,066.80
December 2023	9,866,287	15,026.14

**Table 8: Cumulative Amount of Deposits in No-Frill Accounts for RMG Workers**

Quarter	Cumulative Number of Accounts	Amount of Deposits (BDT in million)
September 2021	516,517	2,108.60
December 2021	575,664	2,298.50
March 2022	620,342	2,344.70
June 2022	649,820	2,686.90
September 2022	698,057	2,475.04
December 2022	792,048	2,556.11
March 2023	803,346	2,654.53
June 2023	873,503	3,300.86
September 2023	903,753	3,003.05
December 2023	939,207	2,815.79

**Table 9: Bank Category-wise No-Frill Accounts except SBAs & SUAs**

Category of Banks	No. of Accounts	Amount of Deposits (BDT in million)
State Owned Commercial Banks (SoCB)	14,379,139	32,514.94
Specialized Banks (SB)	6,740,650	1,181.10
Private Commercial Banks (PCB)	5,863,708	11,958.41
Foreign Commercial Banks (FCB)	63	2.95
Total	26,983,560	45,657.40

**Table 10: Top 5 Banks Based on Number of Accounts and Amount of Deposits**

Top 5 Banks (Based on Number of Accounts)				Top 5 Banks Based on Deposits in BDT (million)			
SL	Bank Name	Account	Percentage	SL	Bank Name	Deposit	Percentage
1	Sonali Bank PLC	6,572,065	24.36%	1	Agrani Bank PLC	20,440.00	44.77%
2	Bangladesh Krishi Bank	4,452,214	16.50%	2	Sonali Bank PLC	11,429.20	25.03%
3	Agrani Bank PLC	4,206,185	15.59%	3	Bank Asia Limited	3,178.64	6.96%
4	Bank Asia Limited	3,361,724	12.46%	4	Islami Bank Bangladesh PLC	1,894.80	4.15%
5	Janata Bank PLC	2,806,388	10.40%	5	Global Islami Bank PLC	1,741.50	3.81%
	<b>Total</b>	<b>21,398,576</b>	<b>79.30%</b>		<b>Total</b>	<b>38,684.14</b>	<b>84.73%</b>

**Table 11: Area-wise School Banking Accounts and Deposits**

	Rural		Urban		Total
	Total	Percentage	Total	Percentage	
Number of Accounts	2,325,053	55.20%	1,887,250	44.80%	4,212,303
Amount of Deposits (BDT. in million)	8,168.91	29.02%	16,809.43	70.98%	24,978.34

(Source: Data collected from Scheduled Banks and Compiled by FID, BB)

**Table 12: Regional Distribution of School Banking Accounts and Amount of Deposits**

Division	Number of Accounts	Percentage	Amount of Deposits (BDT in million)	Percentage
Dhaka	960,749	22.81%	9,466.04	37.90%
Chattogram	865,276	20.54%	5,487.13	21.97%
Rajshahi	654,566	15.54%	2,089.08	8.36%
Khulna	507,520	12.05%	1,793.11	7.18%
Barisal	240,811	5.72%	969.75	3.88%
Sylhet	329,393	7.82%	3,461.71	13.86%
Rangpur	439,241	10.42%	989.05	3.96%
Mymensingh	214,747	5.10%	722.04	2.89%
Total	4,212,303	100.00%	24,977.91	100.00%

(Source: Data collected from Scheduled Banks and Compiled by FID, BB)

**Table 13: Gender-wise School Banking Accounts and Deposits**

	Male		Female		Total
	Total	Percentage	Total	Percentage	
Number of Accounts	2,150,660	51.06%	2,061,643	48.94%	4,212,303
Amount of Deposit (BDT in million)	13,636.36	54.59%	11,341.19	45.41%	24,978.34

(Source: Data collected from Scheduled Banks and Compiled by FID, BB)

**Table 14: Bank Category-wise School Banking Accounts and Deposits**

Types of Banks	December - 2023			
	School Banking Account	Percentage	Deposit in million (BDT)	Percentage
State-owned Commercial Banks	1,023,749	24.30%	6,012.01	24.07%
Specialized Banks	168,712	4.01%	532.89	2.13%
Private Commercial Banks	301,7140	71.63%	1,7959.62	71.90%
Foreign Commercial Banks	2,702	0.06%	473.82	1.90%
<b>Total</b>	<b>4,212,303</b>	<b>100.00%</b>	<b>24,978.34</b>	<b>100.00%</b>

(Source: Data collected from Scheduled Banks and Compiled by FID, BB)

**Table 15: Banks' Performance on Opening School Banking Accounts in the Last few Quarters**

Types of Banks	Dec'22	March'23	June'23	Sep'23	Dec'23	Growth Q TO Q*	Growth Y TO Y**
State-owned Commercial Banks	860,984	906,603	946,323	963,799	1,023,749	6.22%	18.90%
Specialized Banks	157,730	164,226	165,877	165,646	168,712	1.85%	6.96%
Private Commercial Banks	2,241,040	2,801,834	2,851,892	2,912,776	3,017,140	3.58%	34.63%
Foreign Commercial Banks	2,671	2,695	2,720	2,733	2,702	-1.13%	1.16%
<b>Total</b>	<b>3,262,425</b>	<b>3,875,358</b>	<b>3,966,812</b>	<b>4,044,954</b>	<b>4,212,303</b>	<b>4.14%</b>	<b>29.12%</b>

\* Quarter \*\*Year

**Table 16: Top 5 Banks' Performance in Opening School Banking Accounts and Deposits Collection**

Top 5 Banks (Number of Accounts)				Top 5 Banks (Amount of Deposits)			
Sl	Bank Name	Accounts	% of Total Accounts	Sl	Bank Name	Deposits (BDT in million)	% of Total Deposits
1	Dutch-Bangla Bank PLC	964,406	22.89%	1	Dutch-Bangla Bank PLC	5,373.30	21.51%
2	Islami Bank Bangladesh PLC	648,404	15.39%	2	Agrani Bank PLC	2,233.38	8.94%
3	Agrani Bank PLC	313,578	7.44%	3	Islami Bank Bangladesh PLC	1,724.50	6.90%
4	Bank Asia Limited	296,890	7.05%	4	Eastern Bank PLC	1,391.50	5.57%
5	Sonali Bank PLC	247,514	5.88%	5	Dhaka Bank PLC	1,371.70	5.49%
<b>Total</b>		<b>2,470,792</b>	<b>58.66%</b>	<b>Total</b>		<b>12,094.38</b>	<b>48.42%</b>



**Table 17: Bank Category-wise School Banking Accounts Holders ( aged 18years+ )**

<b>Category of Banks</b>	<b>School Banking Accounts (aged 18years+ )</b>	<b>School Banking Accounts converted to General Savings Accounts</b>
State Owned Commercial Banks	33,533	12,553
Specialized Banks	12,380	10,961
Private Commercial Banks	1,208,159	1,011,634
Foreign Commercial Banks	113	42
<b>Total</b>	<b>1,254,185</b>	<b>1,035,190</b>

(Source: Data collected from Scheduled Banks and Compiled by FID, BB)

**Table 18: Bank Accounts opened in the name of Street Urchins and Working Children**

Sl.	Name of the Bank	Cumulative Number of Accounts	Cumulative amount of deposits ( BDT in thousand)
1	Sonali Bank PLC	46	9.1
2	Agrani Bank PLC	32998	5895.56
3	Janata Ba nk PLC	200	16
4	Rupali Bank PLC	936	842.57
5	Bangladesh Development Bank PLC	185	13.19
6	Bangladesh Krishi Bank	160	32
7	Al-Arafah Islami Bank PLC	154	268.30
8	Bank Asia Limited	233	183.00
9	Dutch-Bangla Bank PLC	20	105.88
10	Mercantile Bank PLC	232	188.54
11	Mutual Trust Bank PLC	45	1.76
12	National Bank Limited	19	14
13	One Bank PLC	228	194.35
14	Prime Bank PLC	39	2
15	Pubali Bank PLC	544	300
16	Social Islami Bank PLC	1299	2300
17	The City Bank PLC	147	100
18	Trust Bank Limited	267	100
19	Uttara Bank PLC	39	24
<b>Total</b>		<b>37,791</b>	<b>10,590.23</b>

(Source: Data collected from Scheduled Banks and Compiled by FID, BB)

#### Appendix B: BB Circulars used as References in this report

Date	Circular No.	Title
17-01-2010	BRPD Circular No.-01/2010	Regarding the Opening of the Accounts for Farmers.
08-09-2010	BRPD Circular No.-29/2010	Bank Accounts for the Extreme Poor
02-11-2010	BRPD Circular Letter No.-12/2010	School Banking Accounts
11-04-2011	BRPD Circular No.-04/2011	Bank Accounts for the Freedom Fighters
19-06-2011	BRPD Circular No.-05/2011	Bank Accounts for Beneficiaries under Social Safety Net Program
03-08-2015	FID Circular No.-02/2015	Opening Bank Accounts for the Dwellers of Angorpota -Dohogram and Newly Included 111 Enclaves in Bangladesh
18-06-2015	GBCSRD Circular Letter No.-07/2015	Regarding Opening 10 Taka Accounts for Small/ Marginal/ Landless/ Natural Disaster affected Farmers and Small or Micro Traders
17-12-2018	FID Circular Letter No.-02/2018	Conversion of the School Banking Accounts into General Savings Accounts

#### Appendix C: Initial Deposits for Opening No-Frill Accounts

	Type of No-Frill Accounts	Reference	Initial Deposits (Tk.)
1	Farmers	BRPD-01/2010	10/-
2	Extreme poor	BRPD-29/2010	10/-
3	Freedom fighters	BRPD-04/2011	10/-
4	Social Safety net allowance	BRPD-05/2011	10/-
5	Food & livelihood security	BRPD-17/2012	10/-
6	Poor rehabilitation under Ministry of Religious Affairs	GBCSRD-01/2013	10/-
7	City corporation cleaning workers	GBCSRD-03/2013	10/-
8	RMG workers	GBCSRD-05/2013	100/-
9	Leather Industry workers	GBCSRD-06/2013	100/-
10	National Service Program	BRPD-17/2010	50/-
11	Small Life Insurance Program	BRPD-08/2011	100/-
12	Blind/Physically challenged persons	GBCSRD-01/2015	10/-
13	Beneficiaries of Hindu Welfare Trust	BRPD-07/2011	10/-
14	School Banking	GBCSRD-07/2013	100/-
15	Street Urchin and Working Children	BRPD-05/2014	10/-
16	Former habitant of Sit-mahal Areas (Enclaves)	FID-02/2015	10/-
17	Others Categories (Not included in the above categories)	Banks' Discretion	10/50/100/-

## **Appendix D: Financial Literacy and Digital Financial Inclusion for TK. 10/50/100 Accounts**

Bangladesh Bank has taken diverse financial literacy initiatives since 2014 to bring the larger portion of financially excluded population under formal financial services. Financial literacy website (<https://finlit.bb.org.bd>) has been launched in December 2022. Six animated video contents and a number of learning materials have been published on the website for educating mass people about financial activities. BB has collaborated the National Curriculum and Text Book Board to include a chapter on Financial Literacy in the secondary level and the relevant authority has included a chapter in all classes of the secondary level. Besides, a chapter with financial literacy content has already been included in the curriculum of class 3(Three) at primary level. Banks have already started Financial Literacy Programs across the country under the guidelines of Bangladesh Bank. To create saving tendency and financial awareness among the young students, banks have started School Banking Conferences at district level across the country under the guidance of Bangladesh Bank. In addition, banks are advised to use innovative tools, like brochures, info-graphics, advertisements (virtual/printed), live chatbots etc. and appropriate media, like workshops, websites, financial literacy corners, social media etc. to reach the targeted people efficiently. BB also encourages banks to arrange open loan disbursement program under the refinance schemes for Tk. 10/50/100 account holders. Financial literacy campaigns are aligned with these programs to ensure `Access to Finance` for this segment of people. The idea is, once become financially literate, the low income individuals are more likely to avoid borrowing beyond their repayment capacity (over-indebtedness), resulting in lower credit risk in the financial system. Open disbursement programme of credit for the marginalized people is one of the key processes to inspire banks to participate in the refinance scheme.

Secondly, No-Frill Accounts have been proved to be effective in providing access to formal banking services for the low income population at a lower cost. However, due to limited outreach of banking network, there is a big challenge to expand these services especially in the rural areas. In this context, digital financial inclusion initiatives such as internet banking, mobile financial services as well as agent banking can play significant role to take the financial services to the doorsteps of the targeted population. All these financial inclusion initiatives will upgrade the living standard of the previously underserved population of the country which will contribute significantly to our economic growth.